

BECOME FLUENT IN

Talking *with* Young People



How do you meet a complete stranger, who is a very different age and has a life happening around them that you know very little about...



and welcome them to be an
active and engaged
collaborator in the research
process?



A Few Essential Guidelines



This is serious business

Be professional and
represent your client well

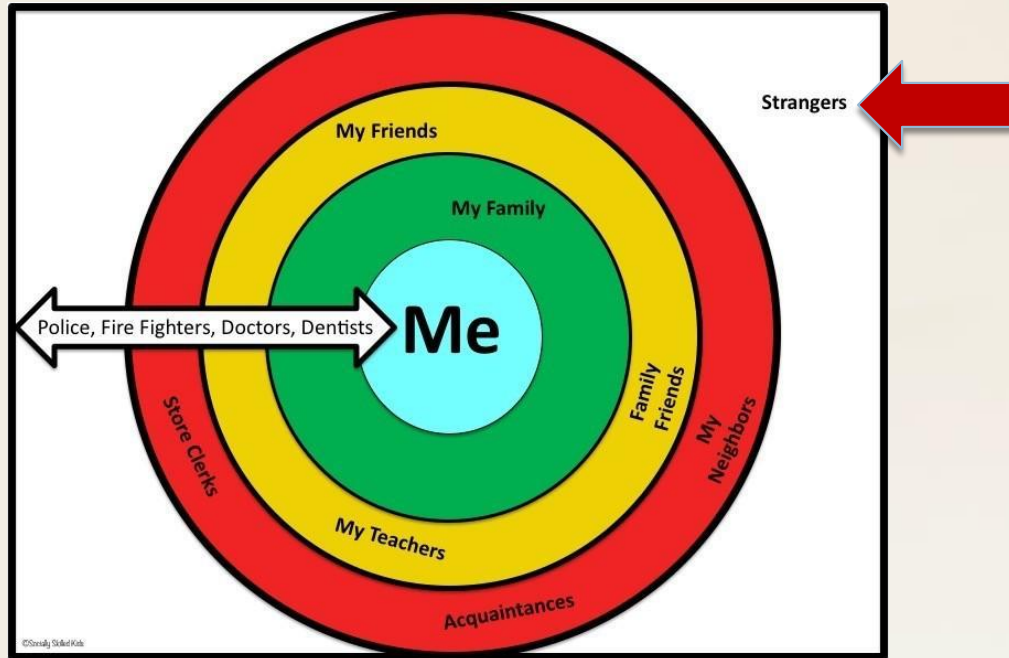
Know the study and be able
to discuss the
questionnaires or
administration





**Children are
people and
they deserve
our respect**

Respect a young person's space



**Kids should speak freely and at
their discretion**



Young people have a voice, let them use it




It is always
a choice to
answer



**Ideas are wonderful
and should be treated as such**

**We are obliged to get
caught up in their
world**



A child is captured mid-splash in a puddle. The child is wearing a white cable-knit sweater, blue pants with white polka dots, and bright yellow rubber boots. A colorful umbrella with green, yellow, and red panels is held above them. Water is splashing high around the boots, and the scene is reflected in the dark, wet pavement. The background is a blurred, rainy street.

**We are there to hear them,
not teach them**

Have more than 4 eyes and 4 ears on all conversations




Protect all involved
by never being alone
with a child

Control the Room

Take the time to set the scene and maintain a safe and productive environment



**Aim at their
level and work
from there**

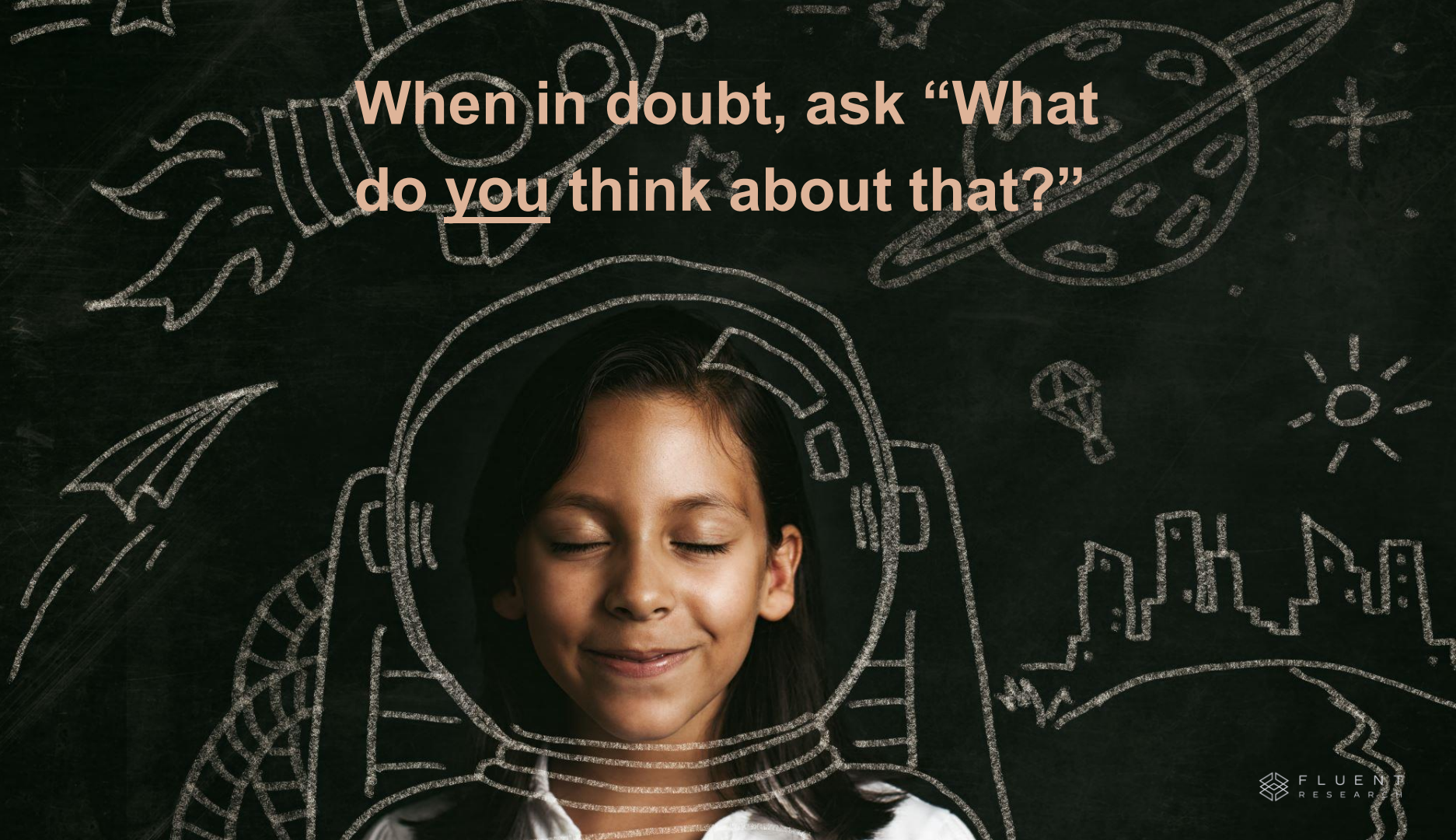


Connection is key

When you are not talking with
the kid, stop and reestablish
connection



When in doubt, ask “What
do you think about that?”





Practical Concerns

Take a break if needed



A close-up, high-contrast photograph of a child's face, focusing on the eye and cheek. The child's eye is closed, and a single tear is visible on the cheek. The lighting is dramatic, with deep shadows and bright highlights on the skin.

**Kids can get frustrated or
emotional**

Inform the caregiver

**Don't hesitate to reschedule or
end early**

A young girl with dark hair is peeking out from under a white, patterned bedsheet. She is holding a silver flashlight in her right hand, which is illuminated. The scene is set in a room with a white bed frame and a patterned rug visible in the background.

Stages of the Interview

The Warm-up

Establish trust

Position them as the authority

Meet them where they are and be interested in them.

Continue until there is an easy back-and-forth

Smile!



The Interview

A young boy with brown hair, wearing a white t-shirt and a red cardigan, stands in an orchard. He is holding a green apple with a small stem towards the camera. In his other hand, he holds another apple. The background is a lush green orchard with many trees and apples.

Ask the questions

Do the work

Waiting is OK!

The Wrap-up

**Share something that you were
genuinely impressed with**

**Tell them that you enjoyed the
conversation Thank them for their
great ideas**



GET IN TOUCH

FLUENT RESEARCH

381 Park Avenue South, Suite 80
New York, NY 10016
646.701.2955

Dan Warren

Dan.warren@fluentresearch.com

www.fluentresearch.com



FLUENT
RESEARCH